

SPP Spiral Nozzle

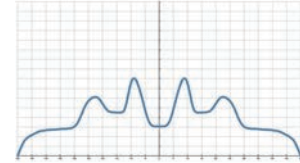


- Recommended working pressure: 2.0 kgf/cm<sup>2</sup>
- Flowrate tolerance: ± 5% @ 2.0 ± 0.1 kgf/cm<sup>2</sup>
- Angle tolerance: ± 5° @ 2.0 ± 0.1 kgf/cm<sup>2</sup>

【 Top view of nozzle spray pattern 】



【 Flow distribution 】



Features

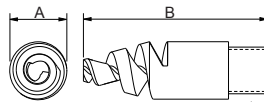
- Spray patterns: Full Cone. Spray shape is multi-layered concentric circles.
- Unibody design with no internal parts. To compare with general full cone nozzles, It has a larger minimum free passage for effectively avoiding clogging.
- The spray angle is from 120° to 170°. This large spray angle design provides larger coverage than general fan and full cone

nozzles.

- It is possible to work when under 0.5kgf/cm<sup>2</sup>.

Applications

- Cleaning: scrubber, off-gas treatment, etc.
- Cooling: cooling tower, etc.
- Dispersion: firefighting.



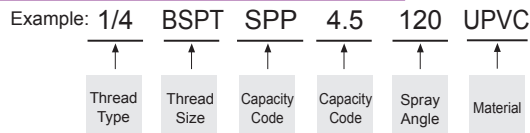
Appearance dimensions may vary depending on model, material. Please ask for details.

Material	Serie	Unit (mm)		Thread Type	Weight (g)	
		A	B		PVC	PEEK
Plastic	1/4SPP	52	16	1/4M	6.5	6.5
	3/8SPP	61	20	3/8M	16	16
	1/2SPP	77	22	1/2M	13	13
	3/4SPP	90	28	3/4M	30	30

Material

- Body: U-PVC, PEEK

How to place an order for LORRIC nozzles?



※ Standard Pressure: Column in red.

Spray Angle	Capacity Code	Thread Size				Capacity at Pressure							Min. Free Passage (mm)	Eq. Orifice (mm)	Average particle size (um)	Filter mesh
		1/4	3/8	1/2	3/4	0.5 kgf/cm <sup>2</sup>	0.7 kgf/cm <sup>2</sup>	1 kgf/cm <sup>2</sup>	2 kgf/cm <sup>2</sup>	3 kgf/cm <sup>2</sup>	4 kgf/cm <sup>2</sup>	5 kgf/cm <sup>2</sup>				
120°	4.5	v				2.25	2.66	3.18	4.50	5.51	6.36	7.12	1.55	2.38	228	-
	12.8	v				6.40	7.57	9.05	12.8	15.68	18.10	20.24	2.53	3.97	-	-
170°	52.7		v			26.4	31.2	37.3	52.7	64.5	74.5	83.3	3.00	7.94	380	-
	105			v		52.5	62.1	74.2	105	129	148	166	4.75	11.1	388	-
	134				v	67.0	79.3	94.8	134	164	190	212	4.75	12.7	416	-

※ For MPa / bar / psi units, please refer to LORRIC.com.