


KJ Female thread metal full cone nozzle

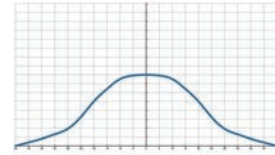


- Recommended working pressure: 2.8 kgf/cm²
- Flowrate tolerance: ± 5% @ 2.8 ± 0.1 kgf/cm²
- Angle tolerance: ± 5° @ 2.8 ± 0.1 kgf/cm²

【 Top view of nozzle spray pattern 】



【 Flow distribution 】



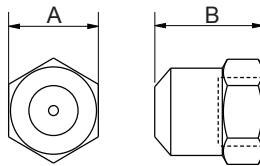
Full Cone Nozzles

Features

- Full cone spray.
- Adopts a Holeless multi-slotted core, possess a more uniform impact than other standard solid cone nozzles of the same type. It is often used in the iron and steel industry where cooling homogeneity is extremely demanding. e.g. Steel bloom cooling and iron and steel continuous casting process.
- Hexagonal body, convenient installation; single-piece design, the multi-slotted core is embedded and compressed into the body to avoid losing performance from thermal expansion and shrinkage.

Applications

- Cleaning: Gas, exhaust gas, dust, cleaners, etc.
- Cooling: Gas, tank, machinery, metal, etc.
- Dispersion: Humidifying, fire fighting, and dust suppression.



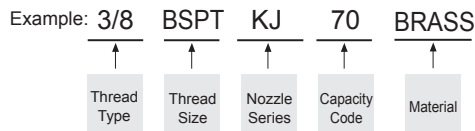
Appearance dimensions may vary depending on model, material. Please ask for details.

Material	Serie	Unit (mm)		Thread Type	Weight (g)		
		A	B		S303	S316	Brass
Metal	3/8KJ	22	27	3/8F	50.4	50	51.8

Material

- Metal: Stainless 303, Stainless 316, BRASS

How to place an order for LORRIC nozzles?



※ Standard Pressure: Column in red.
 ※ This product for spray angle 90° and 120° is able to be made to order.

Spray Angle	Capacity Code	Capacity at Pressure									Average particle size (um)	Min. Free Passage (mm)	Filter mesh
		0.7 kgf/cm ²	1 kgf/cm ²	1.5 kgf/cm ²	2 kgf/cm ²	2.8 kgf/cm ²	4 kgf/cm ²	6 kgf/cm ²	10 kgf/cm ²	15 kgf/cm ²			
68°	70	3.50	4.19	5.13	5.92	7.00	8.37	10.25	13.24	16.21	-	1.9	-

※ For MPa / bar / psi units, please refer to LORRIC.com.