

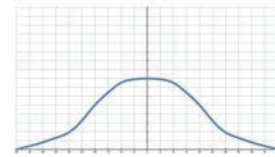
# KAD Flat fan nozzle



【 Top view of nozzle spray pattern 】



【 Flow distribution 】



- Recommended working pressure: 3.0 kgf/cm<sup>2</sup>
- Flowrate tolerance: ± 5% @ 3.0 ± 0.1 kgf/cm<sup>2</sup>
- Angle tolerance: ± 5° @ 3.0 ± 0.1 kgf/cm<sup>2</sup>
- Jet angle tolerance: 3°

## Features

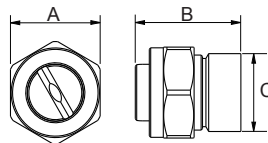
- The spraying type is fan type, and the spray shape is single line and two sides are tapered (tapered edge), which presents a bell curve shape flow field distribution with weaker ends compared to the middle.
- Three-piece structure facilitates maintenance cleaning and replacement, and can save the cost of replacing the nozzle head. The base must be connected to the pipeline by welding.

Please confirm that the installation environment meets the requirements.

- The special positioning design of the nozzle and base installation ensures that each spray replacement can be returned to the original positioning.

## Applications

- Cleaning: Vehicles, containers, filters, dust, gravel, metals, metal parts, mechanical, steel plates, various containers, high Pressure cleaning, wet processing, display panel, machinery washing, etc.
- Cooling: Gas, tank, machinery, metal, roof, etc.
- Dispersion: Humidifying, chemicals (etching solution, developer, insect repellent, etc.), Water Curtain (fire, dust, deodorant, etc.).



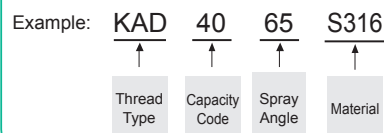
Appearance dimensions may vary depending on model, material. Please ask for details.

Material	Serie	Unit (mm)		Thread Type	Weight (g)		
		A	B		S303	S316	Brass
Metal	KAD	32	38	-	162	165	180

## Material

- Metal: Stainless 303, Stainless 316, BRASS

### How to place an order for LORRIC nozzles?



※ Standard Pressure: Column in red.

Spray Angle	Capacity Code	Capacity at Pressure									Average particle size (um)	Min. Free Passage (mm)	Filter mesh
		0.7 kgf/cm <sup>2</sup>	1 kgf/cm <sup>2</sup>	1.5 kgf/cm <sup>2</sup>	2 kgf/cm <sup>2</sup>	3 kgf/cm <sup>2</sup>	4 kgf/cm <sup>2</sup>	5 kgf/cm <sup>2</sup>	6 kgf/cm <sup>2</sup>	8 kgf/cm <sup>2</sup>			
65°	40	7.55	9.03	11.06	12.77	15.64	18.06	20.19	22.12	25.54	-	2.5	-
50°	50	9.44	11.29	13.82	15.96	19.55	22.57	25.24	27.65	31.93	-	2.8	-

※ For MPa / bar / psi units, please refer to LORRIC.com.